

Learning Made Easy Free 30-day learn from home worksheets, designed by a leading educationist.

“Learning comes a full circle when supported with paper-pencil activities”.

With this in mind, the Early Childhood Association of India has partnered with HP and created 30 day worksheet modules designed especially for your child. The printable modules are a reflection of innovation in learning. They are structured into a 30-day learning schedule that can supplement the education received by the child via their school.

At the end of the 30-day schedule, you will be able to see your child thrive in the following skills: expression, listening, literacy creativity, numeracy, general awareness, observation, comparison, social skills, critical thinking, speaking, high order thinking, imagination, aesthetics, etiquettes, self-awareness, self-management, coloring, drawing, writing, and many more.

Purposefully designed worksheets aid home learning. They are visually stimulating, fun, easy to read, and cost-effective when printed. The following developmental areas are addressed:

- | | |
|--|---|
| a. Physical Health and Motor Development | f. Sensory and Perceptual Development |
| b. Language Development | g. Development of Creative and Aesthetic Appreciation |
| c. Cognitive Development | |
| d. Critical Thinking | h. Representing Objects, Events, Ideas in the Form of Drawing, and Coloring |
| e. Social and Emotional Development | |

We ensured activities are fun-based, engaging, and not ‘drill-based’. Parents can help kids develop autonomy, drive interest, and let them blend worksheets in their daily schedule.

- Dr. Swati Popat Vats.
President
Early Childhood Association
Association for Primary Education and Research

Skill Focus

Age Group	Approach	Cognitive skills	Scholastic aptitude	21st Century life skills
3-4	STEM based and application oriented	perception attention memory motor skills language visual and spatial description	Conceptual skill	Creativity, Communication, Leadership, Initiative, Social skills, Self awareness, Values

ALL RIGHTS OVER THE ‘CHHOTA BHEEM AND FAMILY’ ARE RESERVED BY GREEN GOLD ANIMATION PRIVATE LIMITED. ANY INFRINGEMENT SHALL CAUSE LEGAL ACTION © AND ®.

Parents can download more free worksheets from www.printlearncenter.com or by sending a message via WhatsApp to +91 8800330330




Introducing bill

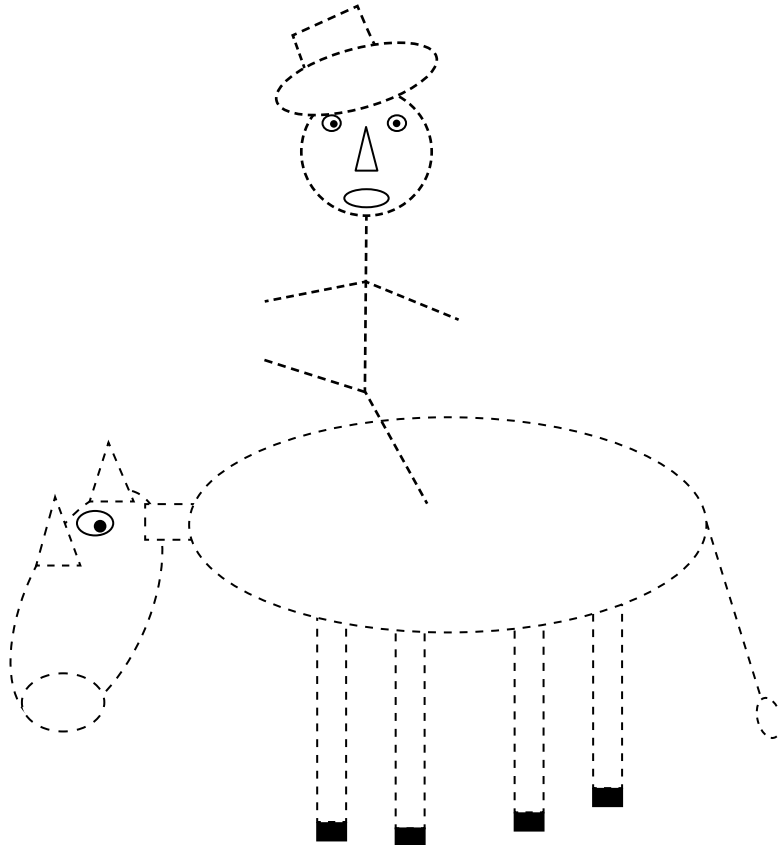


Hello children I am Bheem and this is my friend Bill the cowboy.

Bheem and his friends will help you and me have lot of fun with little Mini and her family.





Join the dots to complete the picture of my friend, Bill the cowboy.



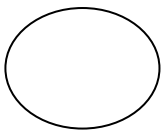
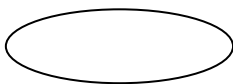





Introducing Mini




Observe Mini's face carefully and put a tick mark on the shapes given on the left if you can see them on Mini's face.





Introducing Mini



Draw Mini's face in the space given below.


A large, empty rectangular box with a solid black border, intended for drawing Mini's face.




Introducing Mini's family




Let us meet Mini's family.



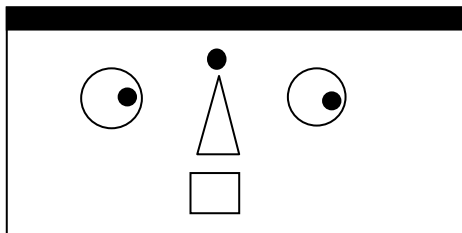
Mini's
grandfather




Mini's
grandmother




Mini's father



Mini's mother



Mini's brother




Put a tick mark on faces that are circle in shape.







Introducing Mini's family




Put a tick mark on the faces that are square in shape.



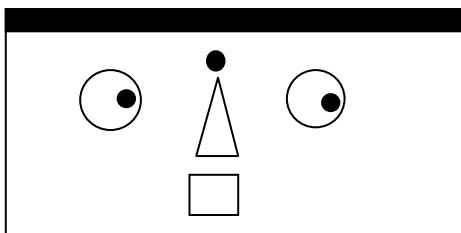
Mini's
grandfather




Mini's
grandmother



Mini's father



Mini's mother




Mini's brother







Introducing Mini's family




Put a tick mark on the faces that are oval in shape.



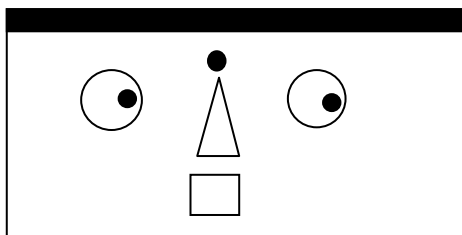
Mini's
grandfather




Mini's
grandmother



Mini's father



Mini's mother




Mini's brother







Introducing Mini's family




Put a tick mark on the faces that are rectangle in shape.



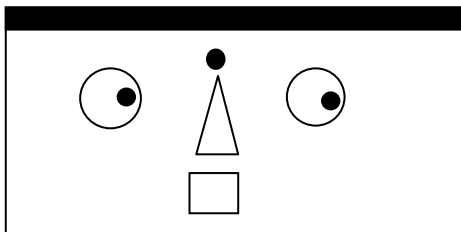
Mini's
grandfather




Mini's
grandmother



Mini's father



Mini's mother



Mini's brother






Introducing Mini's father



Draw Mini's father's face in the space given below.



A large empty rectangular box for drawing.

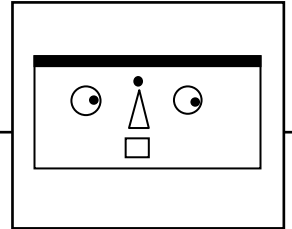




Introducing Mini's mother



Draw Mini's mother's face in the space given below.






Introducing Mini's grandfather



Draw Mini's grandfather's face in the space given below.






Introducing Mini's grandmother



Draw Mini's grandmother's face in the space given below.




A large empty rectangular box for drawing.







Introducing Mini's brother



Draw Mini's brother's face in the space given below.


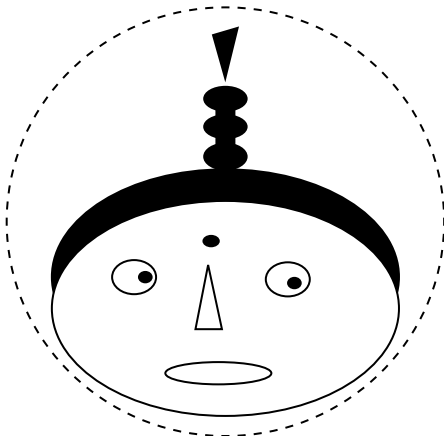
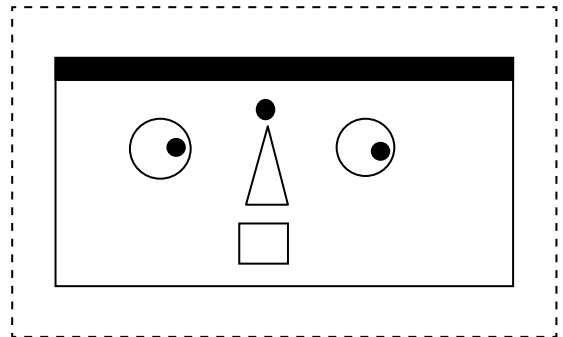








Family tree



Cut the pictures of Mini's family members around the dotted lines and paste them on the family tree given on the next sheet.

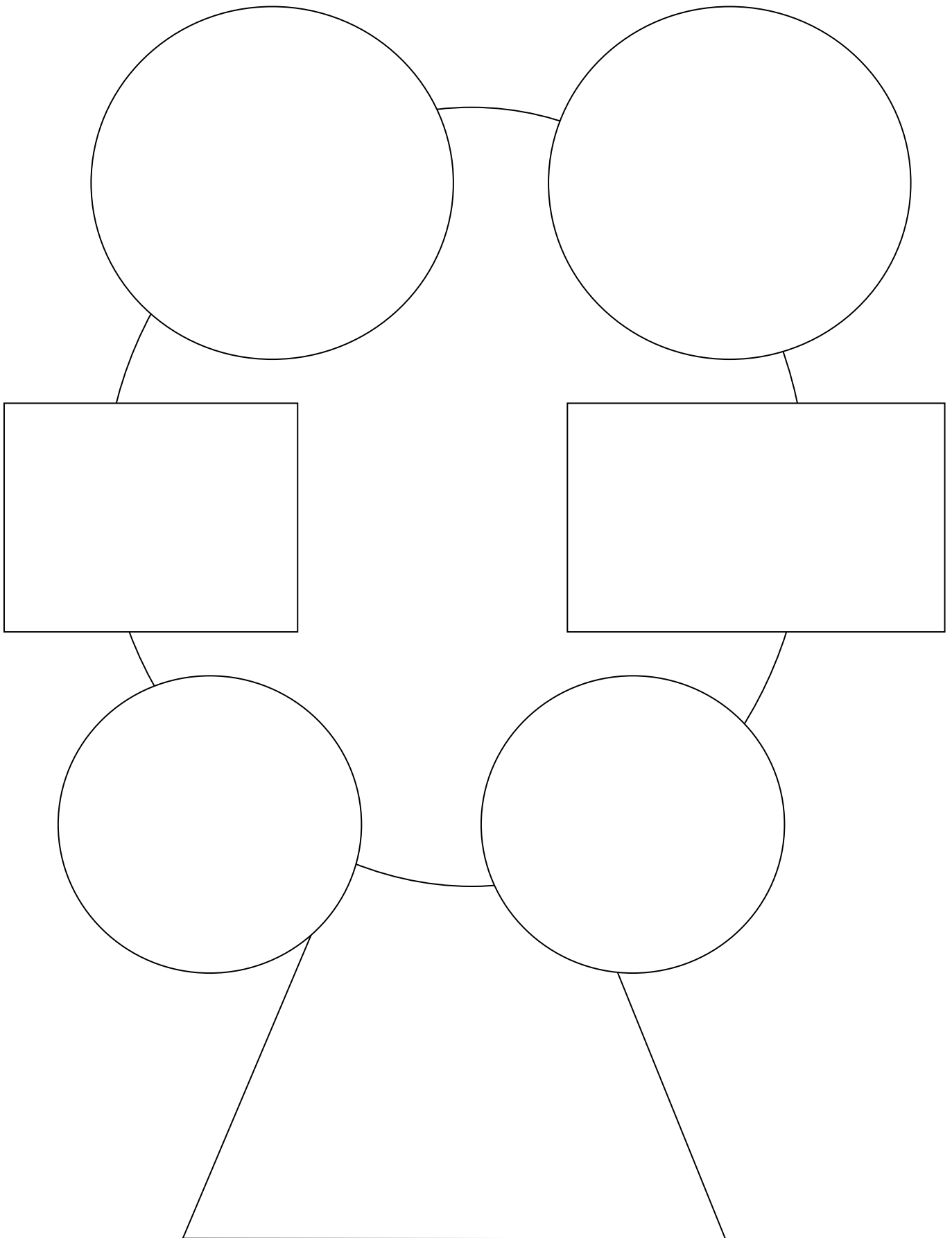




Family tree



Mini's family tree



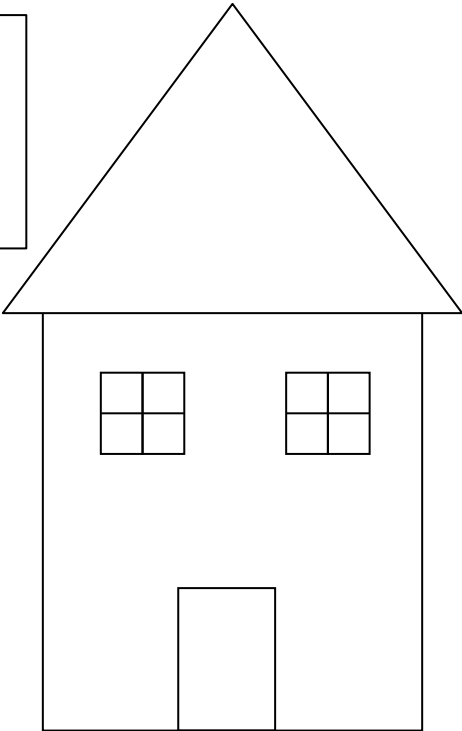


Introducing Mini's house



Mini's family lives in a small house.

Imagine a more beautiful house. Draw and color it and gift it to Mini.



A large empty rectangular box for drawing and coloring a new house.


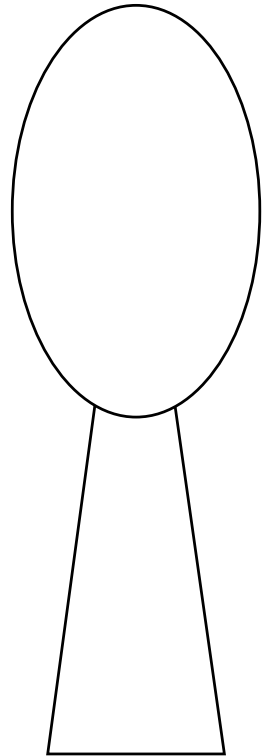





Draw a tree



Mini's grandfather had planted a tree near his house. It has grown big now.



Draw the tree planted by Mini's grandfather in the space given below.

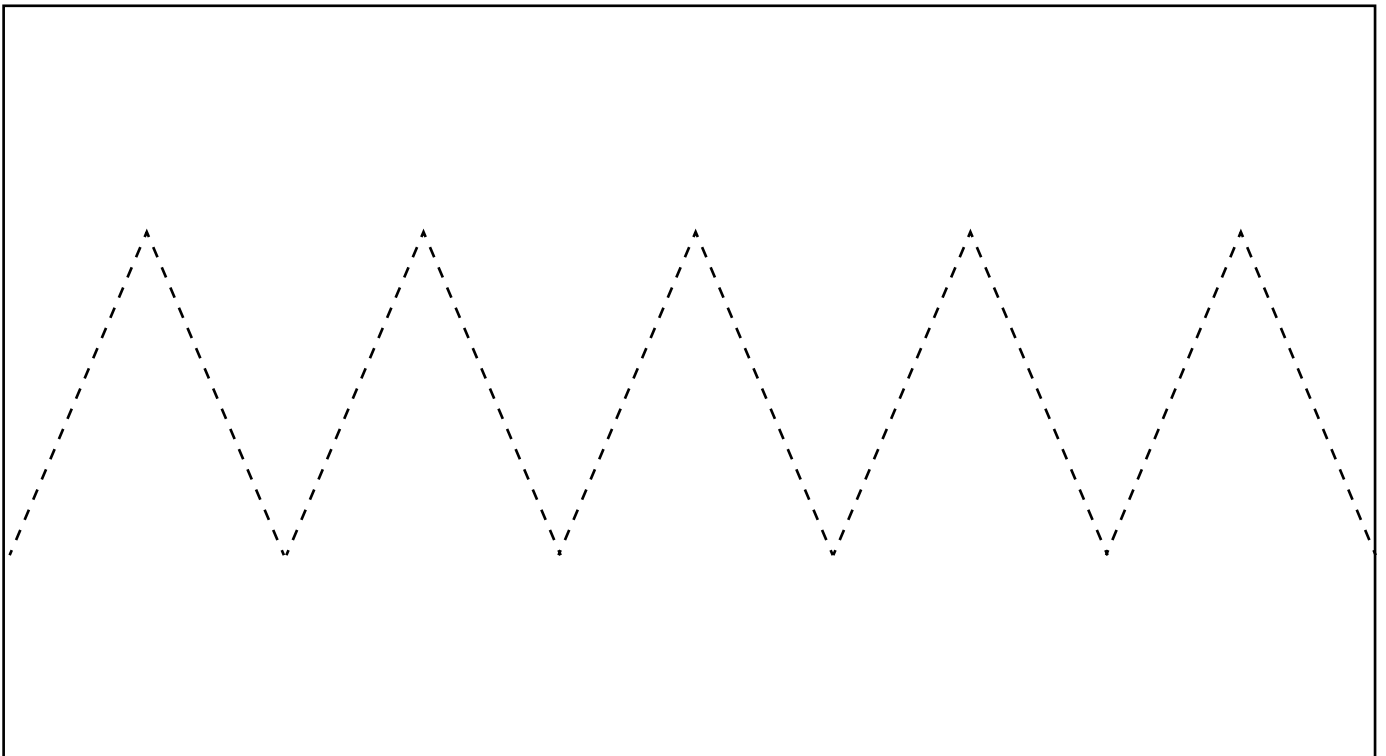





Draw mountain pattern




Today Mini and her brother are going to draw the picture of the beautiful mountains that they can see from the window of their house. Help Mini and her brother by tracing the image of mountains given below.







Draw sun




Every morning beautiful sun rises from behind the mountains. Mini's family prays to lord sun for good health. Help Mini and her brother draw sun by tracing the picture of sun given below.







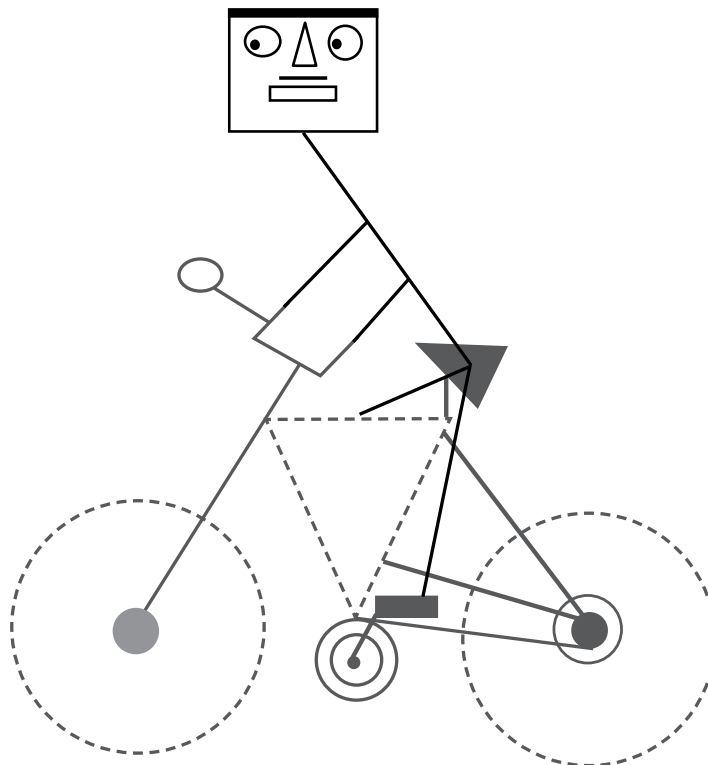
Draw a bicycle



Mini's father goes to market on bicycle.



Gift Mini's father a new bicycle by completing the picture of bicycle given below. Join the lines to complete the picture of bicycle.









Draw a bus



Mini and her brother go to school by bus.
Today they have missed their school bus.



Help Mini and his brother to go to school by completing the picture of the bus given below. To complete the picture join the lines.






Name the fruit




Hello children I am Bhola and this is my friend Bill the cowboy.




Together we will have some fun with Mini's family.

Mini and her brother are playing a game. Help Mini's brother by marking a tick on the fruit that starts with the letter Mini is saying aloud.



Aa



?







Name the fruit



Now it is Mini's brothers turn. Help Mini by marking a tick on the fruit that starts with the letter Mini's brother is saying aloud.





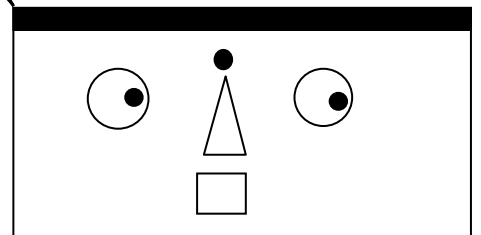








Name the fruit



After sometime Mini's parents and grandparents also joined the game. Mini's grandfather has said the letter. Other family members are saying the names of different fruits. Can you help Mini by marking a tick on the person who is giving the correct answer?









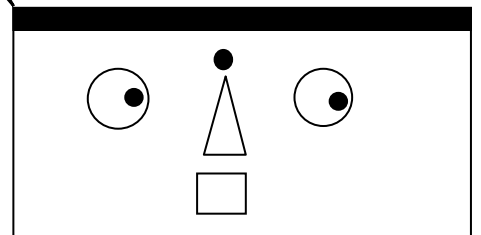





Name the fruit



Now Mini's grandmother has said a letter but everyone is giving out different answers. Can you help Mini's brother by marking a tick on the person who is giving the correct answer?



Pp






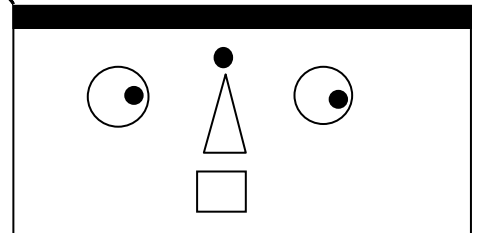





Name the fruit





Now Mini's father has said a letter but everyone is giving out different answers. Can you help Mini by marking a tick on the person who is giving the correct answer?



Oo



?















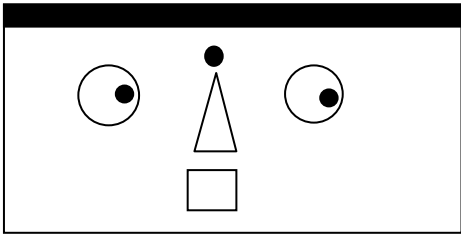
Name the fruit



Now Mini's mother has said a letter but everyone is giving out different answers. Can you help Mini by marking a tick on the person who is giving the correct answer?



Gg









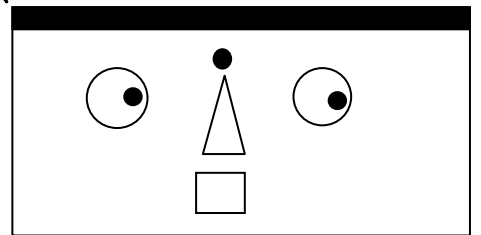





Name the fruit



Now Mini's brother has said a letter but everyone is giving out different answers. Can you help Mini by marking a tick on the person who is giving the correct answer?



Ww










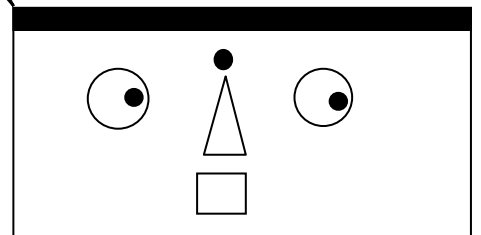




Name the fruit



Finally it is Mini's turn to say a letter. She had said the letter. Everyone is giving out different answers. Can you help Mini by marking a tick on the person who is giving the correct answer?



Kk






Count the beads





Hello children I am Chutki and this is my friend Bill the cowboy.



Together we will have some fun with Mini's family.

This is another game played by Mini and her brother. Mini gives some beads to her brother from the bead box. Can you help Mini's brother tick on the correct number of beads he has got from Mini after counting them?



1

2

3

4

5

6

7

8

9


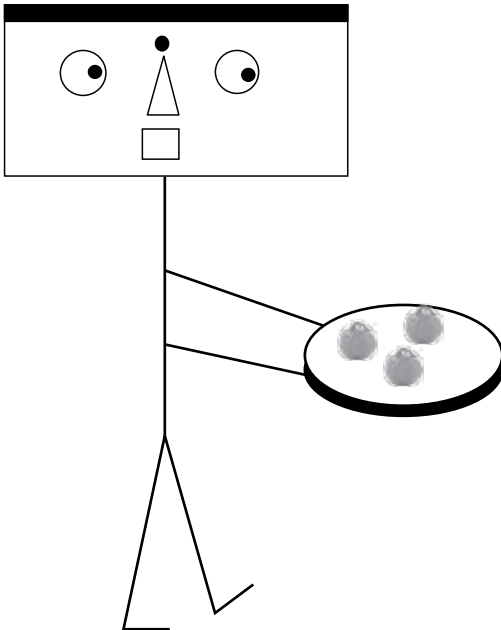




Count the ladoos



Mini's parents and grandparents also joined the game. Mini's mother puts some ladoos in a thali and asks Mini to count them and tell the correct number of ladoos. Help Mini count the ladoos. Put a tick (✓) mark on the correct number.



1

2

3

4

5

6

7

8

9









Count the candies



Mini's father puts some candies in the box and asks Mini's brother to count them. Help Mini's brother count the number of candies. Put a tick (✓) mark on the correct number.



1

2

3

4

5

6

7

8

9



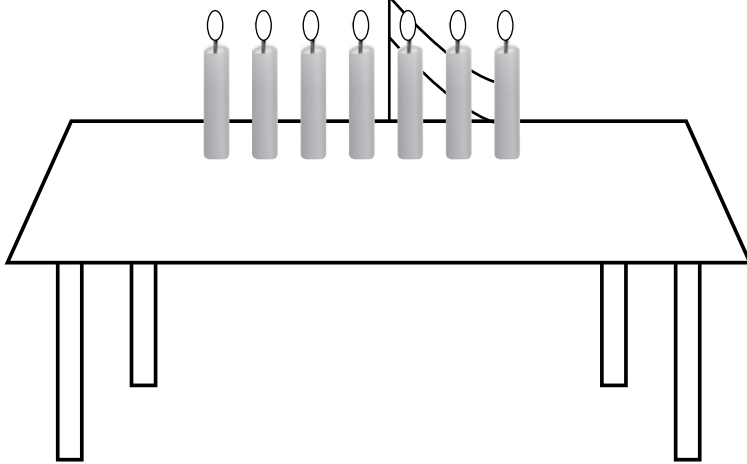





Count the candles



Mini's grandfather lighted some candles on a table and asked Mini's brother to count the candles. Help Mini's brother to count the candles. Put a (✓) tick mark on the correct number.



1

2

3

4

5

6

7

8

9



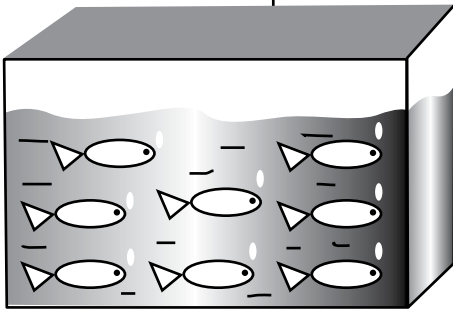





Count the fishes



Mini's grandmother was cleaning her aquarium. Help Mini count the number of fishes in the aquarium. Put a tick (✓) mark on the correct number.



1

2

3

4

5

6

7

8

9

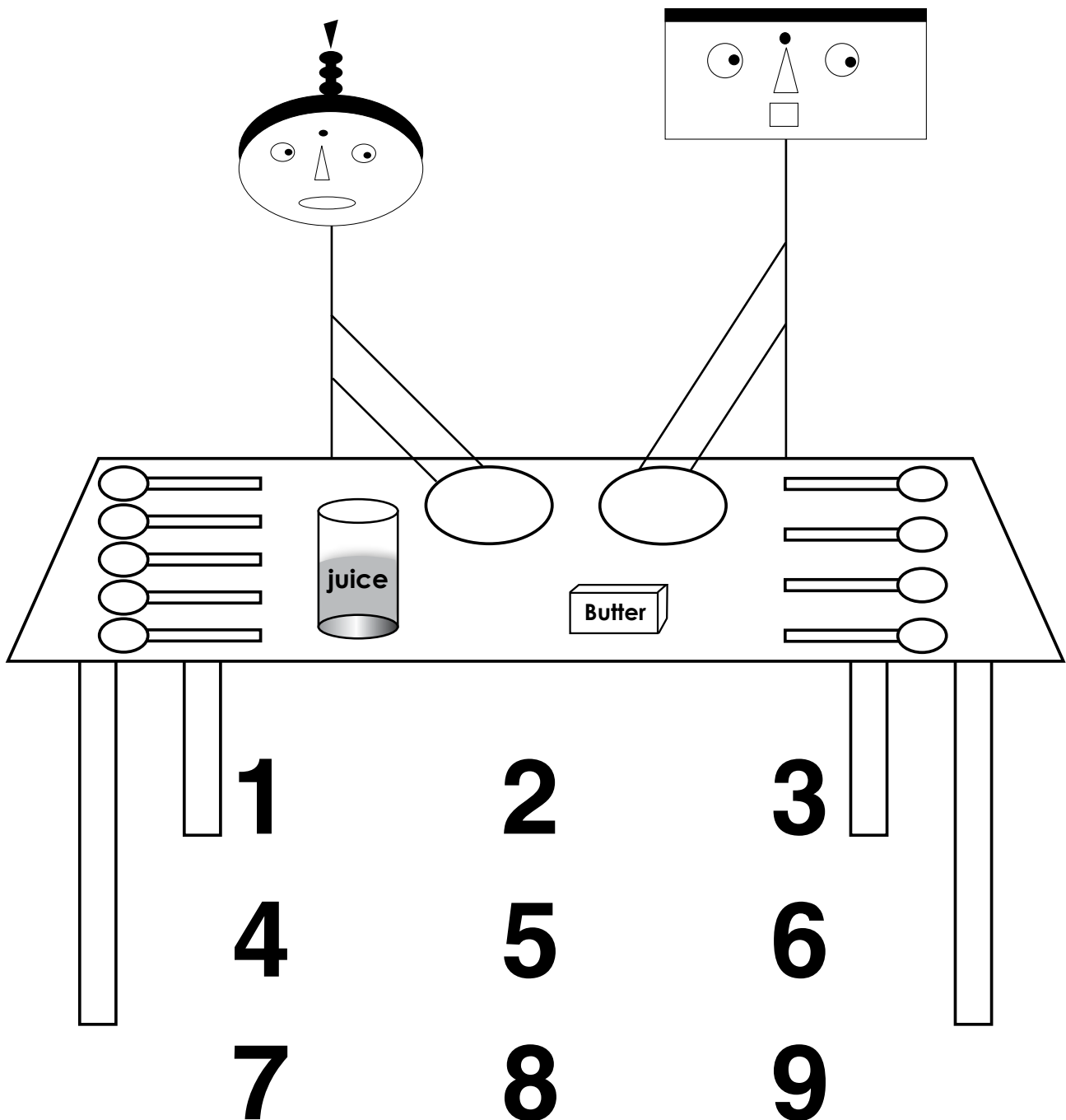




Count the spoons



Mini helps her mother to arrange the dinner table. Mini's mother asks her to count the number of spoons on the table. Help Mini count the number of spoons. Put a tick mark (✓) on the correct number.





Count the flowers



Mini's grandfather and Mini's brother are in their garden. Mini's grandfather is happy to see new flowers blooming in their garden. He asks Mini's brother to count the number of flowers with five petals. Help Mini's brother in counting the number of flowers with five petals. Put a tick (✓) mark on the correct number.




1

2

3

9



8

4

7

6

5




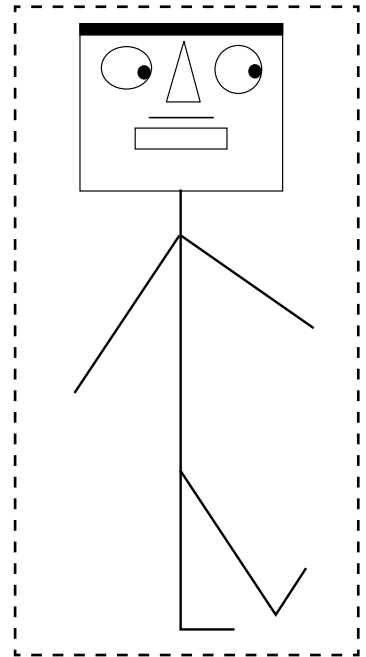






Cut and paste



Cut the pictures of Mini's family members given below and arrange them as tall, taller and the tallest.

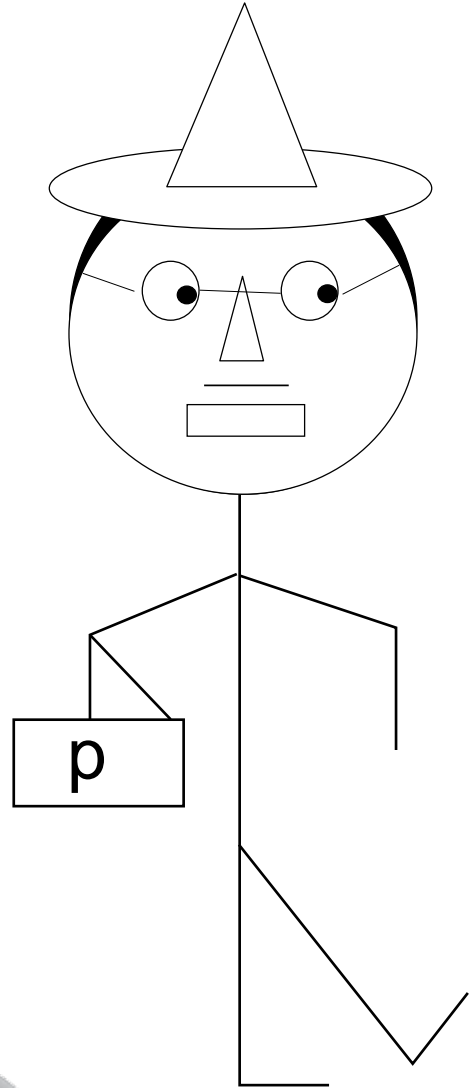





Name the vegetable



One day Mini's grandfather went to market with her brother. They bought many vegetables. The vegetable that they are looking for begins with the letter written on the bag. Can you identify the vegetable? Put a tick mark (✓) on the picture of that vegetable.

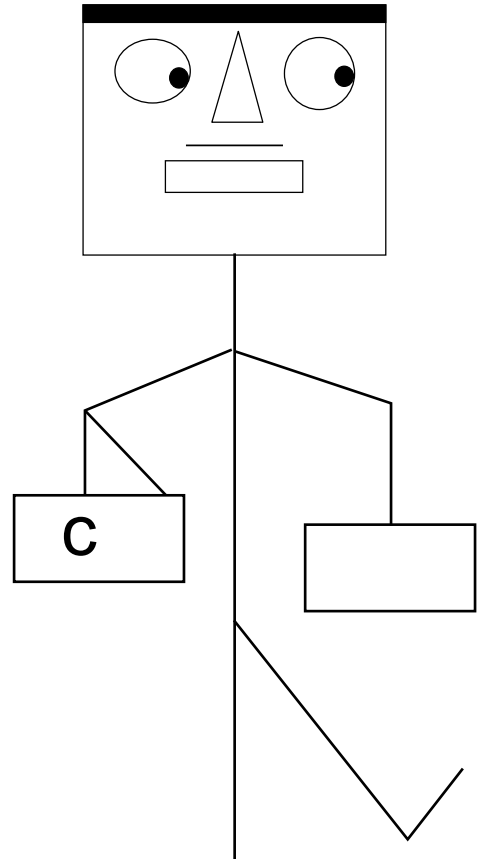





Name the vegetable



Next day Mini's grandfather went to market with Mini. They bought many vegetables. The vegetable that they are looking for begins with the letter written on the bag. Can you identify the vegetable? Put a tick mark (✓) on the picture of that vegetable.

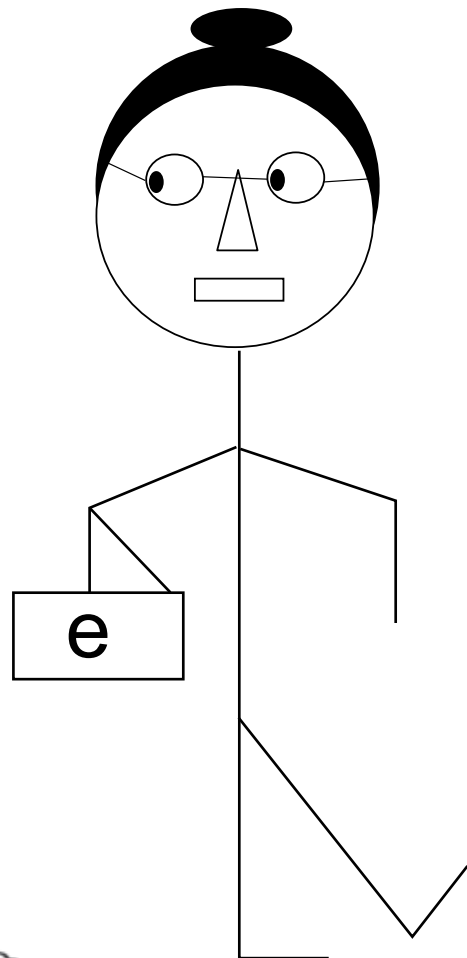





Name the vegetable



Next day Mini's grandmother went to market with Mini's brother. They bought many vegetables. The vegetable that they are looking for begins with the letter written on the bag. Can you identify the vegetable? Put a tick mark (✓) on the picture of that vegetable.

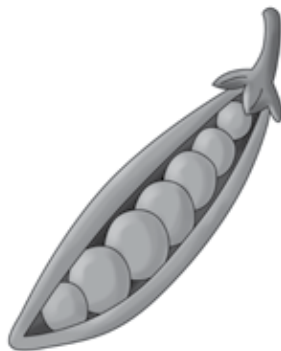

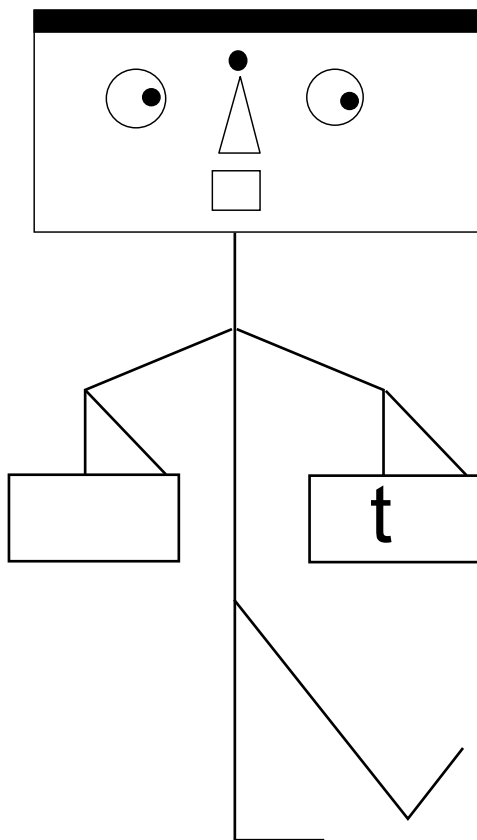




Name the vegetable



Next day Mini's mother went to market with Mini. They bought many vegetables. The vegetable that they are looking for begins with the letter written on the bag. Can you identify the vegetable? Put a tick mark (✓) on the picture of that vegetable.







Name the vegetable



Next day Mini's grandfather went to market with Mini. They bought many vegetables. The vegetable that they are looking for begins with the letter written on the bag. Can you identify the vegetable? Put a tick mark (✓) on the picture of that vegetable.








Name the vegetable



Next day Mini went to the market with her brother. They bought many vegetables. The vegetable that they are looking for begins with the letter written on the bag. Can you identify the vegetable? Put a tick mark (✓) on the picture of that vegetable.

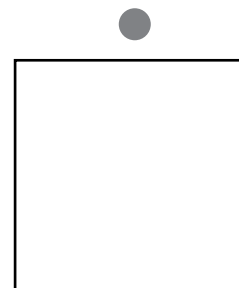
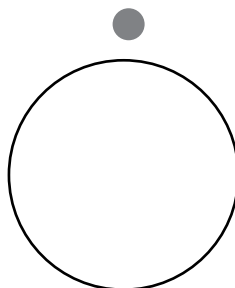
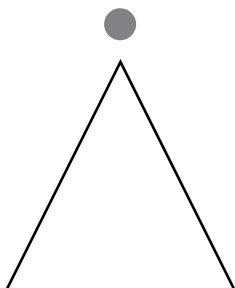
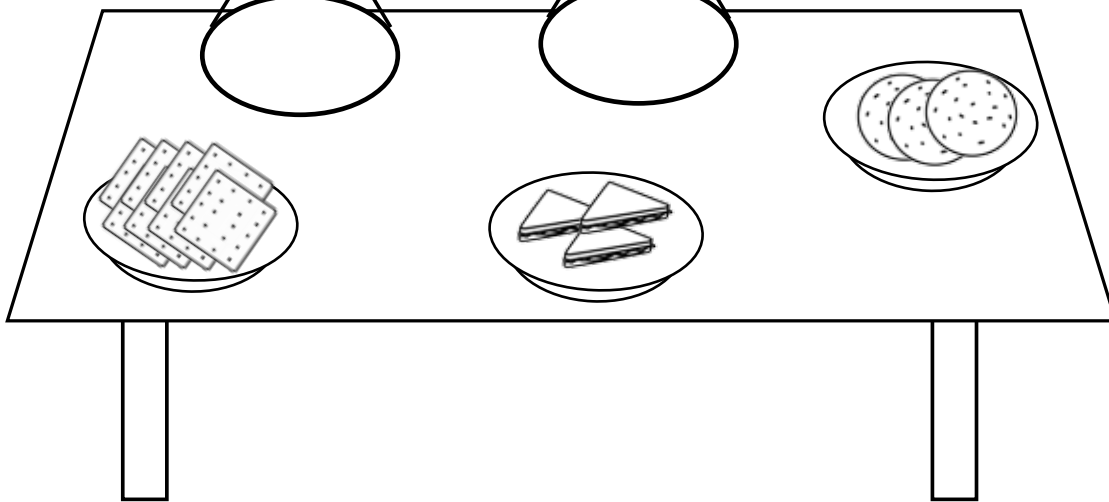



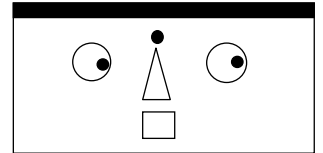





Match the shapes



Mini's Mother has prepared some tasty dishes for everybody in the family. But Mini and his brother has to identify the shapes of all these dishes before they get to eat them. Help them by matching dishes with shapes. Draw lines from the the dishes to the shapes.

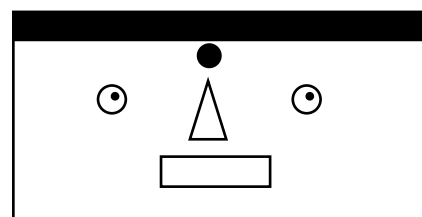
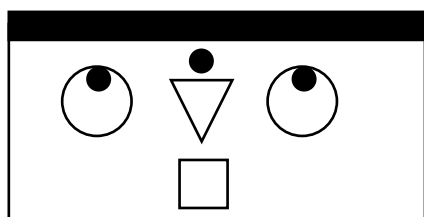






Match feelings



At 9 pm in the night when Mini's mother entered their bedroom she saw Mini and her brother dancing on their bed. How do you think Mini's mother felt when she entered their bed room? Put a tick mark (✓) on the correct face that shows her feelings.






Draw animal face

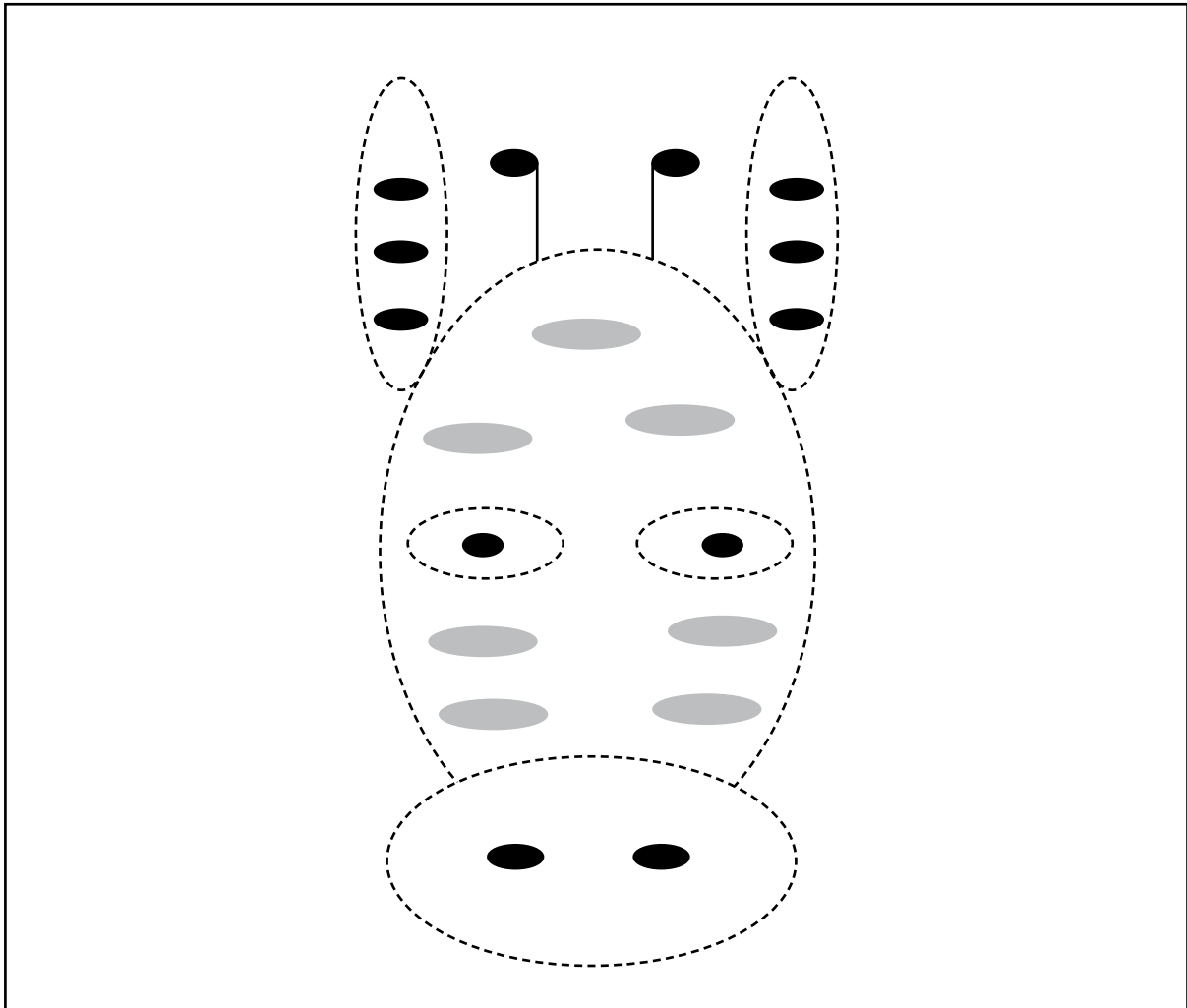



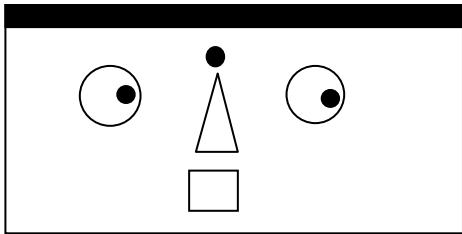


Hello children I am Raju
and this is my friend Bill the
cowboy.

Together we will have some
fun with Mini's family.



Mini's mother wants Mini and her brother to draw a giraffe face in their
drawing book. Help them by tracing the face of giraffe given below.





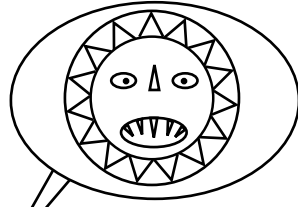




Draw animal face



Mini's father wants Mini and her brother to draw a lion face in their drawing book. Help them by tracing the face of lion given below.










Draw animal face



Mini's grandfather wants Mini and her brother to draw an elephant face in their drawing book. Help them by tracing the face of elephant given below.










Draw animal face



Mini's grandmother wants Mini and her brother to draw a bear face in their drawing book. Help them by tracing the face of bear given below.

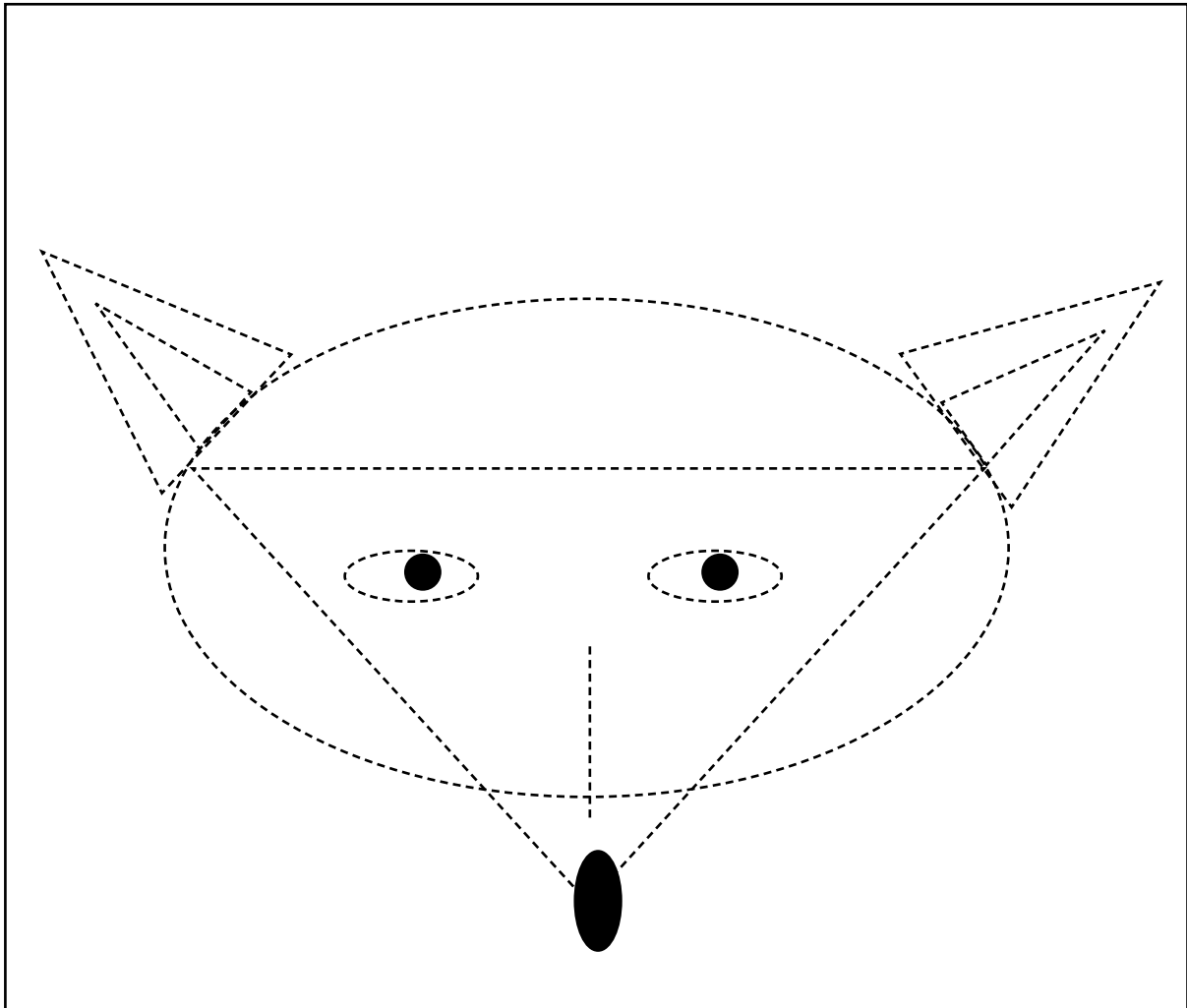



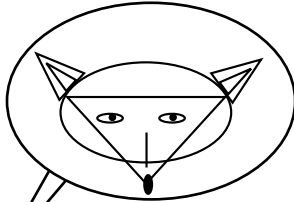




Draw animal face



Bill the cowboy wants Mini and her brother to draw a fox face. Help them by tracing the fox face given below.










Draw animal face



Bill the cowboy wants Mini and her brother to draw a tiger face. Help them by tracing the tiger face given below.










Draw animal face



Bill the cowboy wants Mini and her brother to draw a rabbit face. Help them by tracing the rabbit face given below.

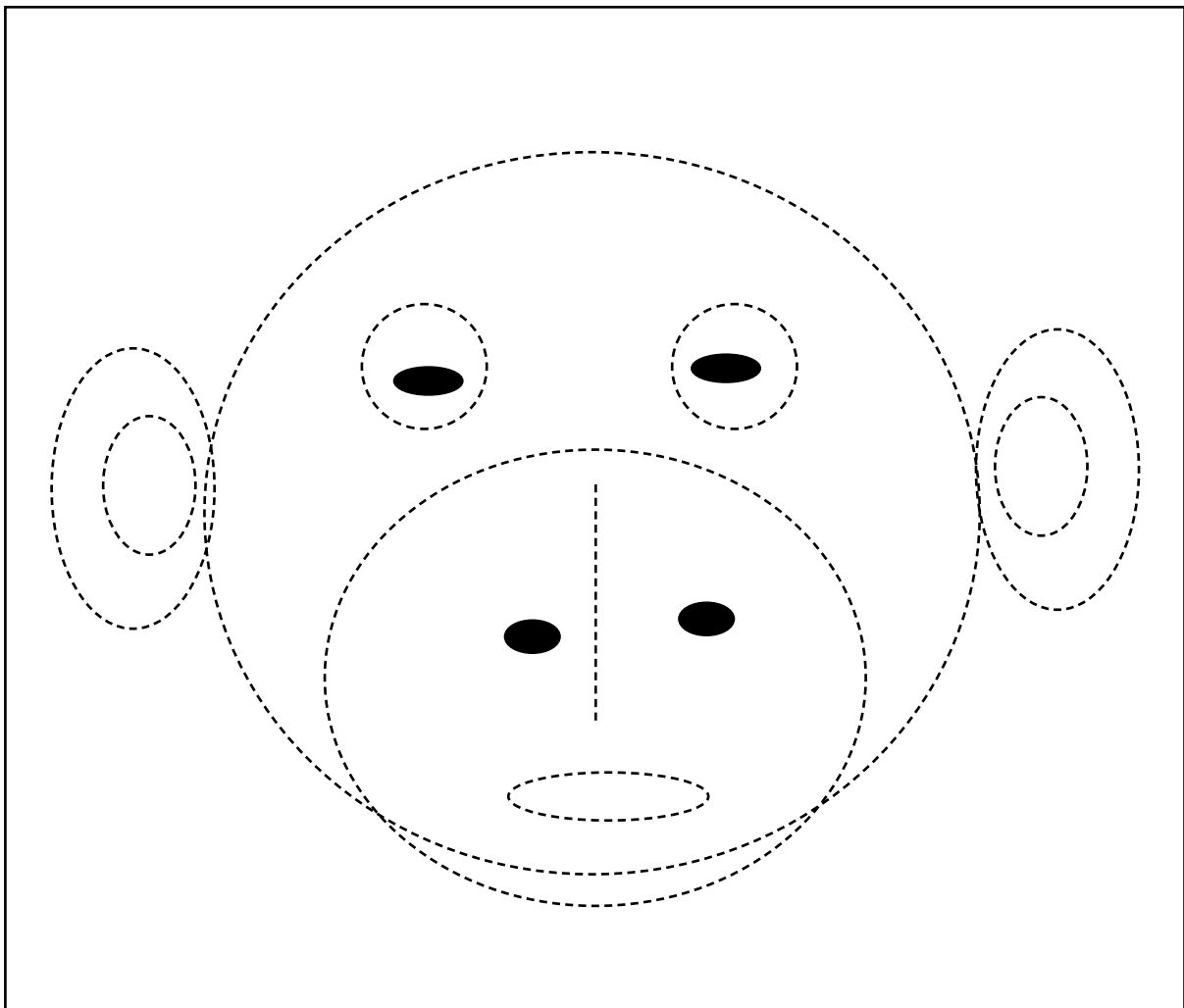








Draw animal face



Bill the cowboy wants Mini and her brother to draw a monkey face. Help them by tracing the monkey face given below.











Name the animal



Mini and her brother like to play another game. This time Mini's brother starts the game. He says a letter. Mini has to pick the card showing the face of the animal that begins with the letter. Help Mini pick the correct card by putting a tick mark (✓) on the correct card.

Gg

?









Name the animal



Now comes Mini's turn. She has said the letter. Help Mini's brother pick the correct card. Put a tick mark (✓) on the correct card.

Ee

?







Name the animal







Mini's parents and grandparents have also joined the game. Mini's grandfather has said the letter. Help Mini pick the correct card. Put a tick mark (✓) on the correct card.



Mm



?











Name the animal



Mini's grandmother has already said the letter. Help Mini's brother pick the correct card. Put a tick mark (✓) on the correct card.

LI

?








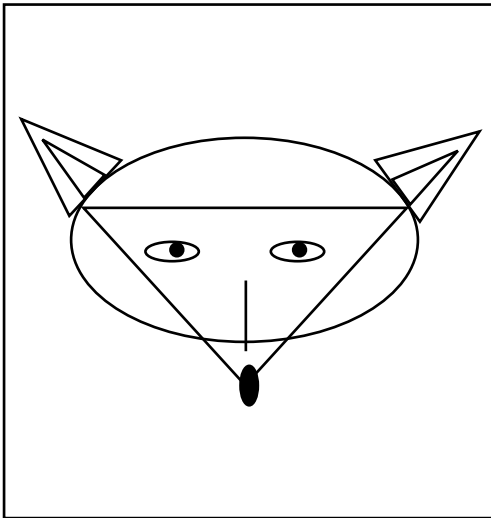


Name the animal



Mini's father has said the letter. Help Mini pick the correct card. Put a tick mark (✓) on the correct card.

Bb

?










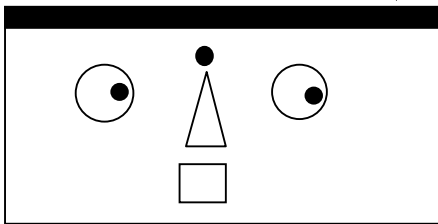
Name the animal



Mini's mother has said the letter. Help Mini's brother pick the correct card. Put a tick mark (✓) on the correct card.

Ff

?









Name the animal



Now it is again Mini's turn to say the letter. She has said the letter. Help Mini's brother pick the correct card. Put a tick mark (✓) on the correct card.

Tt

?









Name the animal



Mini's brother has already said the letter. Help Mini pick the correct card. Put a tick mark (✓) on the correct card.

Rr

?






Mini's birthday




Hello children I am Indumati and this is my friend Bill the cowboy.

Together we will have some fun with Mini's family family.



Mini celebrated her birthday yesterday. This is her birthday picture. Can you tell how old she is by looking at the picture? Put a tick mark (✓) on her correct age.



Hint:

How many candles on the cake?

1

2

3

4





Mini's birthday




Have a look at Mini's birthday picture once again. Count the number of smileys and heart shaped cookies on the table. Are there the same number of cookies and smileys as her age? Put a tick mark (✓) in the correct box.



Yes

No



☐☐



Mini's birthday



Observe both the below given pictures carefully. Spot the differences and circle them.






Mini's birthday



Look at the picture one more time. Circle all the objects that begin with letter Cc.








Mini's birthday



Look at the picture given below carefully. There are three snacks in the plate carried by Mini's mother. But there are only two snacks on the table with cake. Can you identify the snack missing on the table. Put a tick mark (✓) on the correct picture.

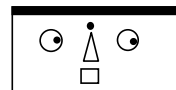






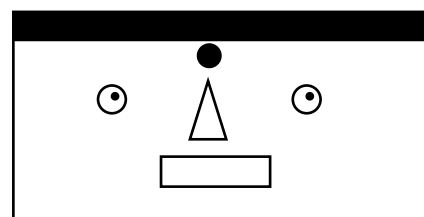
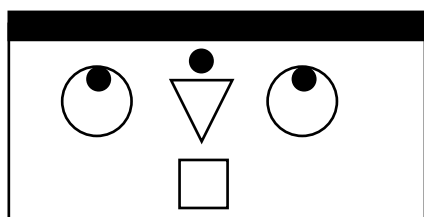
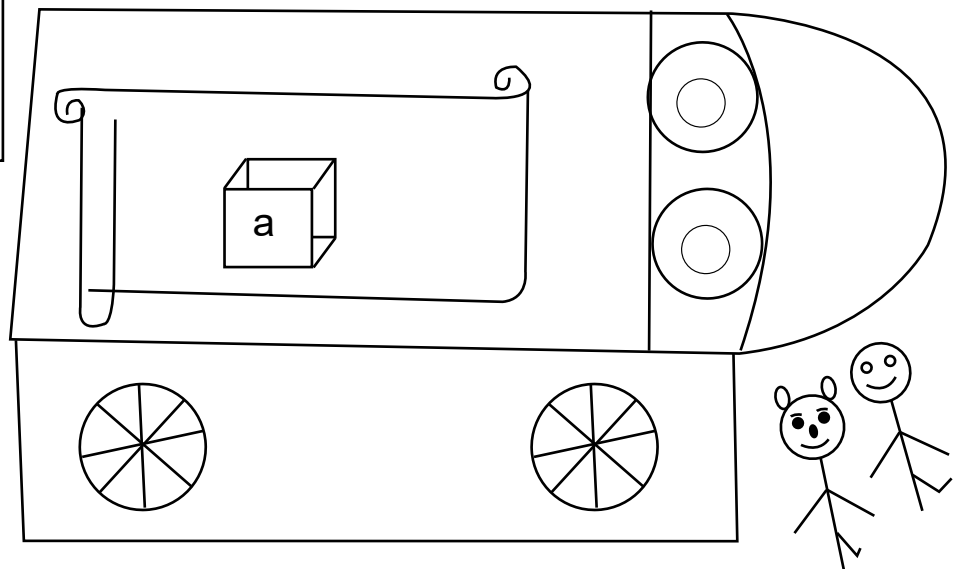
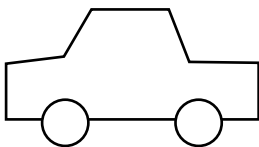
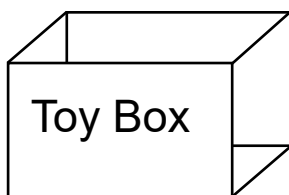
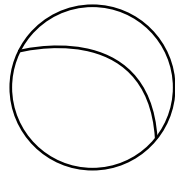
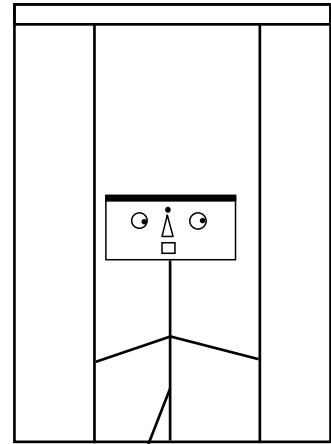



Mini's birthday



Look at the picture given below carefully. Can you identify Mini's family member who is missing from the picture? Put a tick mark (✓) on the picture of the missing member from the pictures given at the bottom.








Say the number




Mini and her brother like to play a game. Mini starts the game. She says a number and her brother quickly says the number that comes immediately after the number said by Mini.

Mini has said a number. Help her brother say the number that comes immediately after the number. Circle the correct number.



1



?

1

5

6

9

2

7

3

8

4







Say the number



Mini's brother has said the number. Help Mini say the correct number by putting a tick mark (✓) on that number.



1

5

6

9

2

7

3

8

4








Say the number




After sometime Mini's parents and grandparents also joined the game. Mini's grandfather has said the number. Other family members are saying different numbers. Can you help Mini tell who is saying the next number? Tick (✓) the picture of such person.



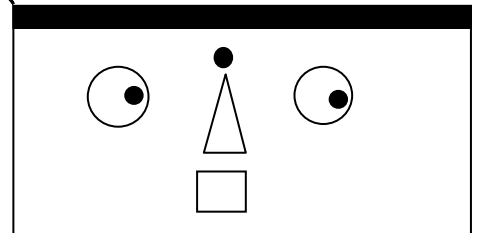
4




8




5



7



?






Say the number




Mini's grandmother has said the number. Other family members are saying different numbers. Can you help Mini's brother tell who is saying the next number? Tick (✓) the picture of such person.




6



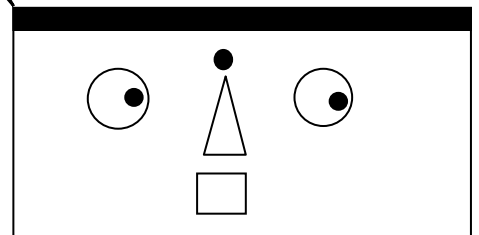
4




7




9



5



?





Say the number





Mini's father has said the number. Other family members are saying different numbers. Can you help Mini tell who is saying the next number? Tick (✓) the picture of such person.



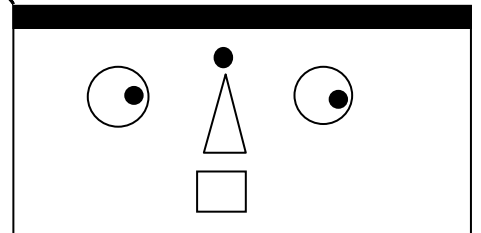

8

9





7

6



3

?





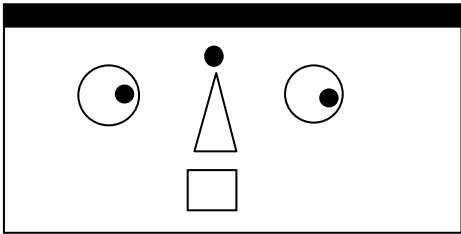
Say the number




Mini's mother has said the number. Other family members are saying different numbers. Can you help Mini tell who is saying the next number? Tick (✓) the picture of such person.




5




8




9




6



5



?






Say the number




Mini's brother has said the number. Other family members are saying different numbers. Can you help Mini tell who is saying the next number? Tick (✓) the picture of such person.




7



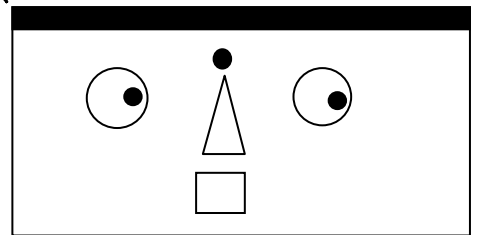
5




8




3



4



?







Say the number




Mini has said the number. Other family members are saying different numbers. Can you help Mini's brother tell who is saying the next number? Tick (✓) the picture of such person.





3



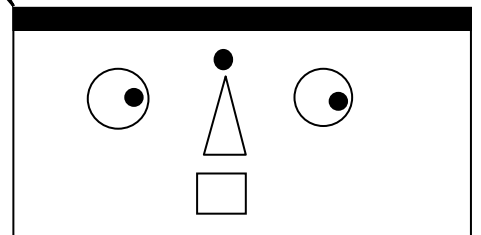

5





7





4



6



?

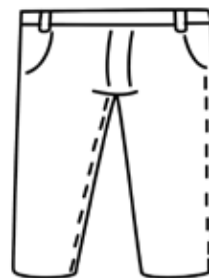
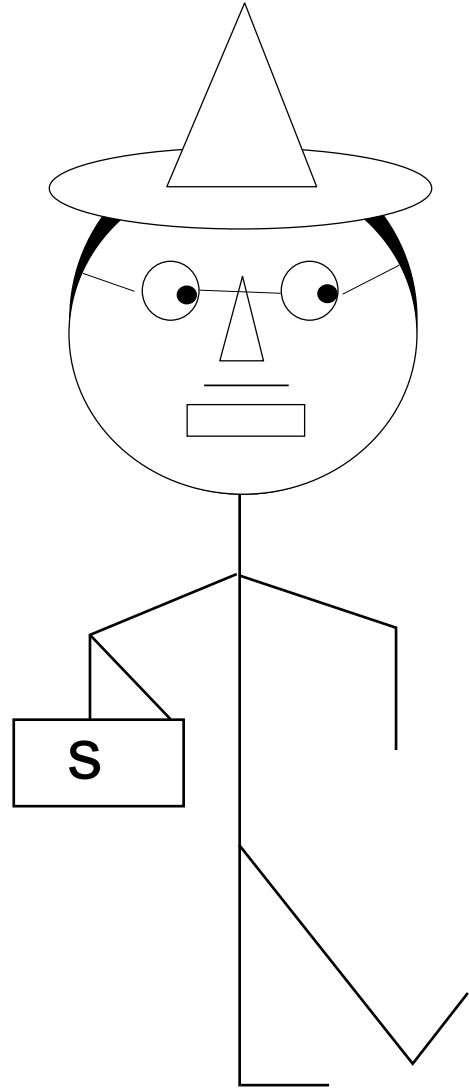





Name the cloth



One day Mini's grandfather went to market with her brother. They bought some clothes from the market. The clothes are in the bag carried by Mini's grandfather. The name of the cloth begins with the letter written on the bag. Can you identify the cloth? Put a tick mark (✓) on the correct picture.

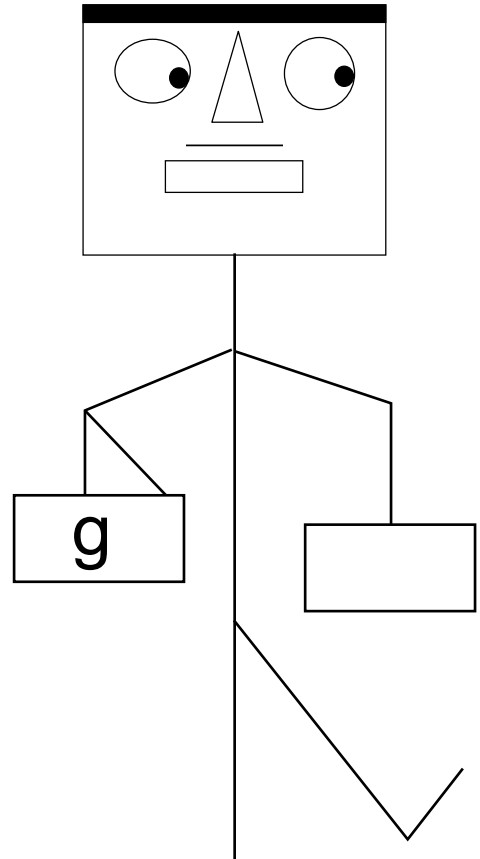





Name the cloth



Next day Mini's father went to market with Mini. They bought clothes from the market. The clothes are in the bag carried by Mini's father. The name of the cloth begins with the letter written on the bag. Can you identify the cloth? Put a tick mark (✓) on the correct picture.

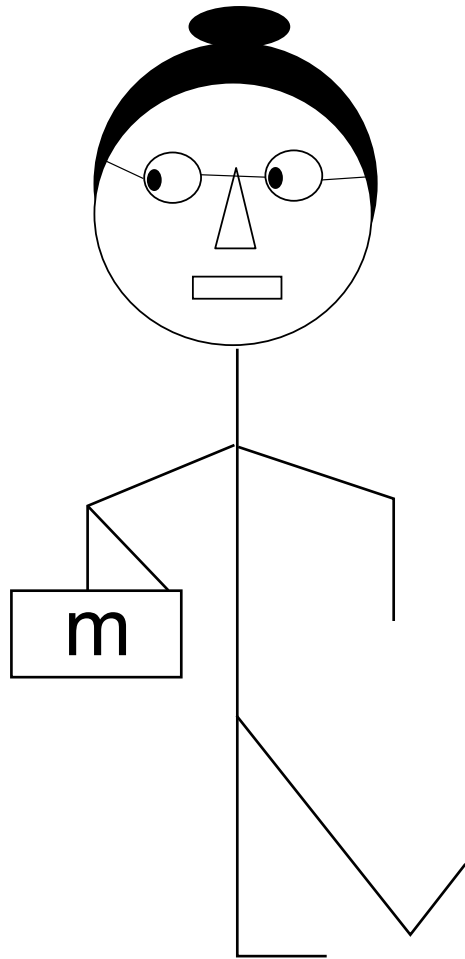





Name the cloth



Next day Mini's grandmother went to market with her brother. They bought clothes from the market. The clothes are in the bag carried by Mini's grandmother. The name of the cloth begins with the letter written on the bag. Can you identify the cloth? Put a tick mark (✓) on the correct picture.


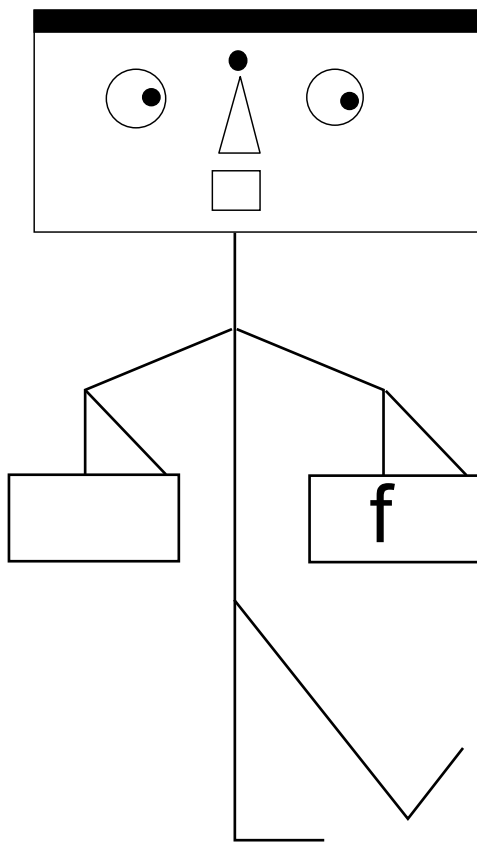




Name the cloth



Next day Mini's mother went to market with Mini. They bought clothes from the market. The clothes are in the bag carried by Mini's mother. The name of the cloth begins with the letter written on the bag. Can you identify the cloth? Put a tick mark (✓) on the correct picture.

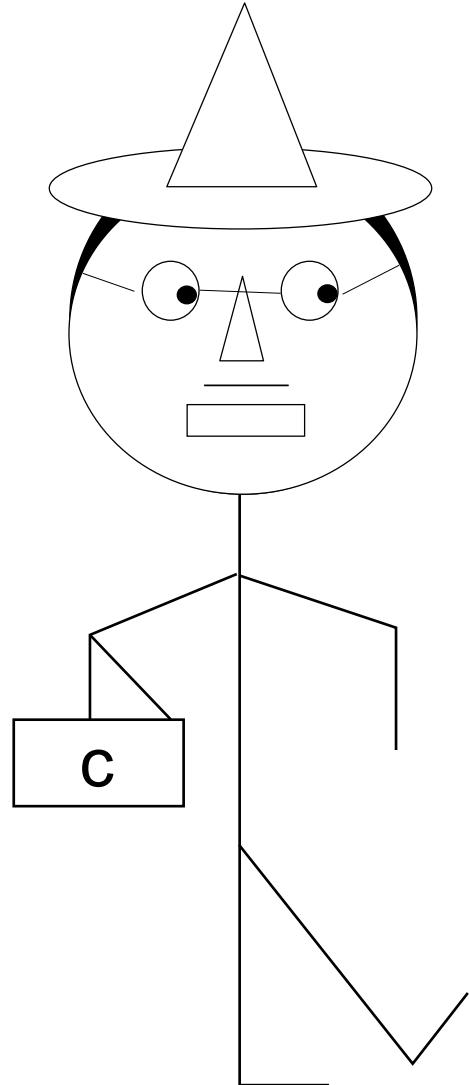





Name the cloth



Next day Mini's grandfather went to market with Mini. They bought clothes from the market. The clothes are in the bag carried by Mini's grandfather. The name of the cloth begins with the letter written on the bag carried by Mini's grandfather. Can you identify the cloth? Put a tick mark (✓) on the correct picture.

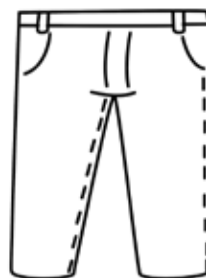






Name the cloth



Next day Mini went to market with her brother and parents. They bought clothes from the market. The clothes are in the bag carried by Mini. The name of the cloth begins with the letter written on the bag carried by Mini. Can you identify the cloth? Put a tick mark (✓) on the correct picture.

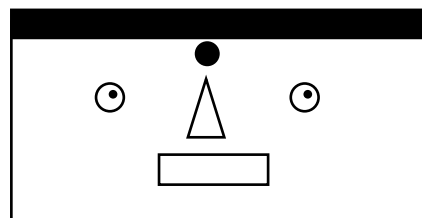
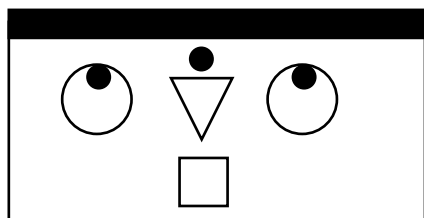





Match the feelings



Mini's Mother had prepared chapati and green vegetables for everybody in the family. When she came out into the dinning room she saw them eating pizza. How do you think did her mother feel when she saw them eating pizza. Put a tick mark (✓) on the correct face that shows the feelings of Mini's mother.





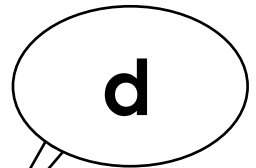





Name the bird



This is another game played by. This time Mini's brother starts the game. He says a letter and Mini quickly says the name of a bird starting with the letter.

Mini's brother has said the letter. Help Mini say the name of the bird that begins with the letter. Put a tick mark (✓) on the correct picture.










Name the bird



Now is the turn of Mini. She has said the letter. Help Mini's brother say the name of the bird that begins with the letter. Put a tick mark (✓) on the correct picture.





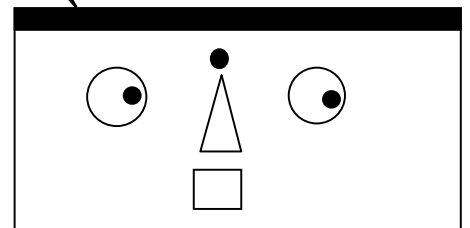






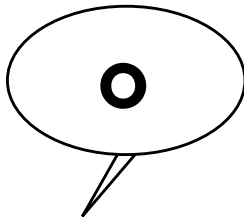




Name the bird



After sometime Mini's parents and grandparents also joined the game. Mini's grandfather has said the letter. Other family members are saying the names of different birds. Can you help Mini tell who is right? Tick (✓) the picture of such person.





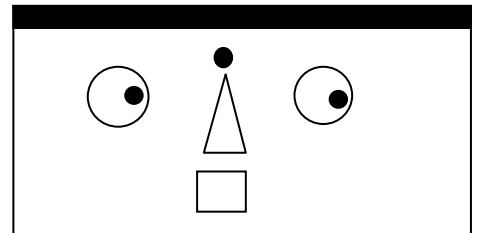



Name the bird





Mini's grandmother has said the letter. Other family members are saying the names of different birds. Can you help Mini's brother tell who is right? Tick (✓) the picture of such person.



p



?





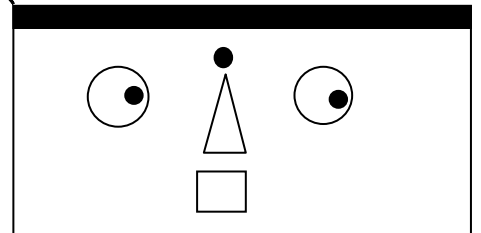



Name the bird





Mini's father has said the letter. Other family members are saying the names of different birds. Can you help Mini tell who is right? Tick (✓) the picture of such person.



e



?









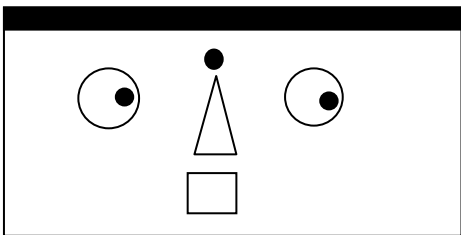
Name the bird




Mini's mother has said the letter. Other family members are saying the names of different birds. Can you help Mini tell who is right? Tick (✓) the picture of such person.



g



?





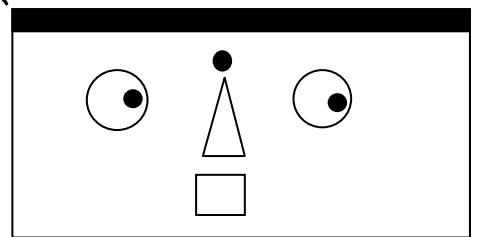






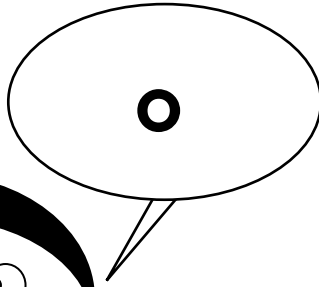




Name the bird



Mini's brother has said the letter. Other family members are saying the names of different birds. Can you help Mini tell who is right? Tick (✓) the picture of such person.









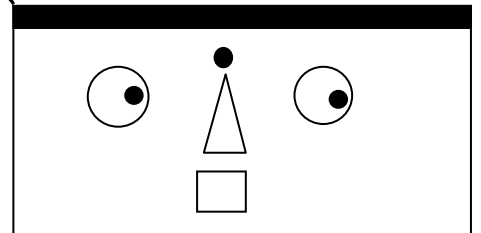



Name the bird



Now is the turn of Mini to say the letter. Other family members are saying the names of different birds. Can you help Mini's brother tell who is right? Tick (✓) the picture of such person.



h







Name the flowers



One day Mini's grandfather went to market with her brother. Along with other items they bought some flowers from the market. The flowers are in the bag carried by Mini's grandfather. The flower begins with the letter written on the bag. Can you identify the flower? Put a tick mark (✓) on the picture of the flower.

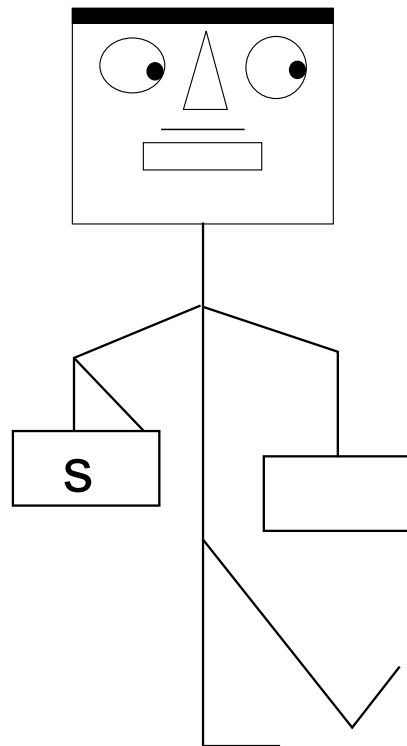





Name the flowers



Next day Mini's father went to market with Mini. Along with other items they bought some flowers from the market. The flowers are in the bag carried by Mini's father. The name of the flower begins with the letter written on the bag. Can you identify the flower? Put a tick mark (✓) on the picture of the flower.

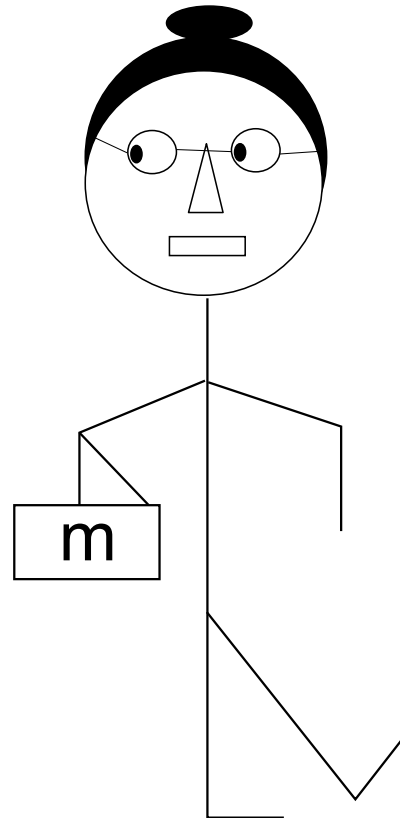





Name the flowers



Next day Mini's father went to market with her brother. Along with other items they bought flowers from the market. The flowers are in the bag carried by Mini's grandmother. The name of the flower begins with the letter written on the bag. Can you identify the flower? Put a tick mark (✓) on the picture of the flower.


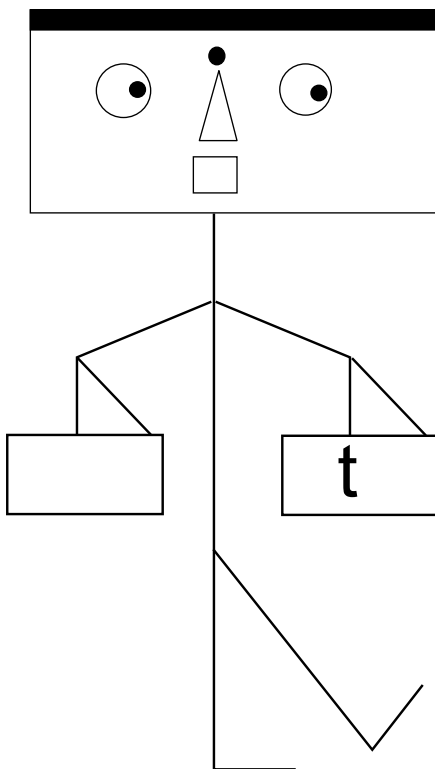




Name the flowers



Next day Mini's mother went to market with Mini. Along with other items they bought flowers from the market. The flowers are in the bag carried by Mini's mother. The name of the flower begins with the letter written on the bag. Can you identify the flower? Put a tick mark (✓) on the picture of the flower.







Name the flowers



Next day Mini's grandfather went to market with Mini. Along with other items they bought flowers from the market. The flowers are in the bag carried by Mini's grandfather. The name of the flower begins with the letter written on the bag carried by Mini's grandfather. Can you identify the flower? Put a tick mark (✓) on the picture of the flower.







Name the flowers



Next day Mini went to market with Mini. Along with other items they bought flowers from the market. The flowers are in the bag carried by Mini. The name of the flower begins with the letter written on the bag carried by Mini. Can you identify the flower? Put a tick mark (✓) on the picture of the flower.

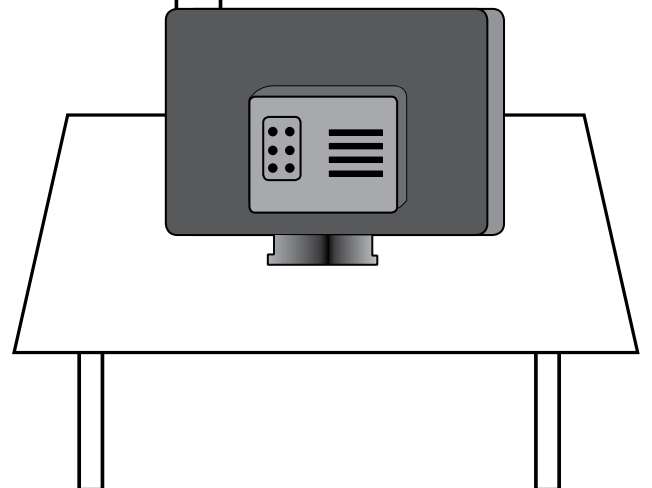
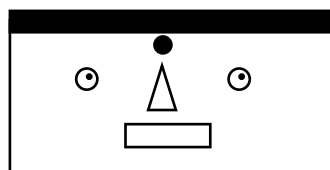
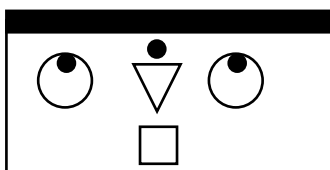

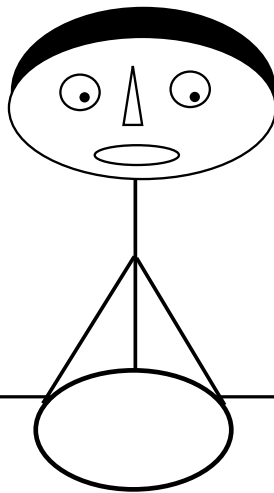

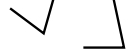
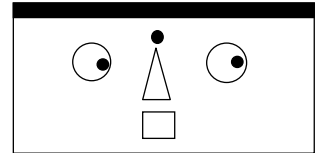





Match the feelings



Mini and her brother like to watch TV while they are eating. One day Mini's mother saw that they were not eating at all but were only watching television. How do you think did Mini's mother feel when she saw this. Put a tick mark (✓) on the face that show the correct feelings.


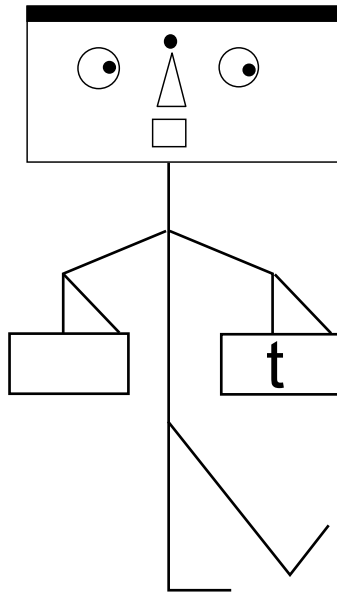
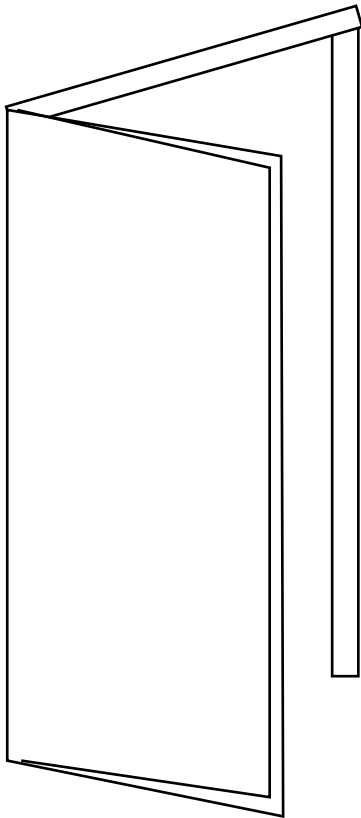





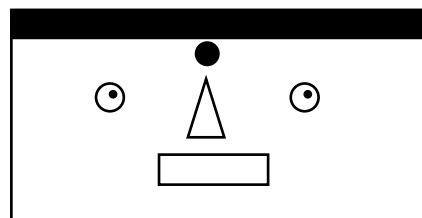
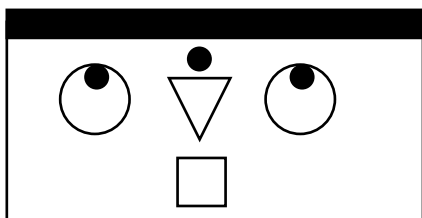
Match the feelings



One day when Mini's mother came back from market she saw that Mini's brother was eating a chocolate. He had thrown chocolate wrapper on the floor. How do you think did Mini's mother feel when she saw this? Put a tick mark (✓) on the face that shows the correct feelings.



Milk Chocolate

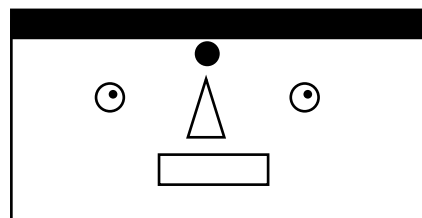
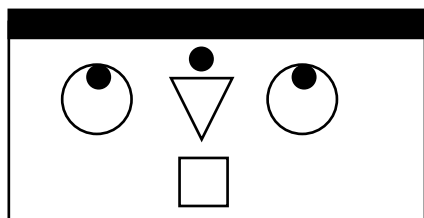
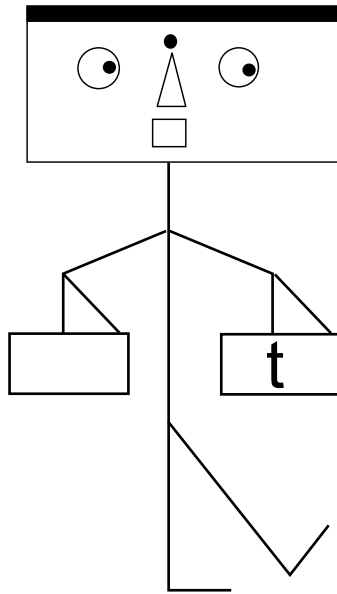







Match the feelings



Mini picked up the wrapper and put it in the dust bin. How do you think did Mini's mother feel when she saw this? Put a tick mark (✓) on the face that shows the correct feelings.





Match the feelings



One day when Mini's mother came home from market she saw Mini's brother jumping on sofa. How do you feel did Mini's mother feel when she saw this? Put a tick mark (✓) on the correct that shows the correct feelings.

